



KIA EV Showroom Fixture Layout Guide

GENERAL GUIDANCE: FX-18 and FX-19 PLACEMENT PLAN

- 1) **PRIMARY** Location: Place at focal display vehicle with suspended light fixture
- 2) **SECONDARY**: Locate near entry without obstructing circulation
- 3) **Other Best Judgment**: Solo display vehicle or display vehicle end cap
- 4) Dealer Request: If none of the above scenarios exist

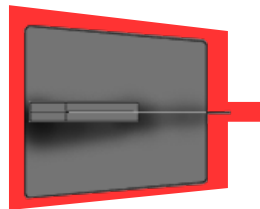
INSTALLATION CONSIDERATIONS:

- Verify adequate circulation for display vehicle path-of-travel to move into/out of showroom from vehicle access doors
- Insure adequate clearance for display vehicle doors to open fully, without obstruction by the pylon fixture



FX-18 EV Pylon

41" w x 85" h x 34" d
Laminated particle board
& acrylic.
Adjustable levelers.
273 lbs
Seismic bolt-down kit
available.



FX-19 EV Wheel Stand

18.4 " w x 46" h x 18.5"
d
Laminated particle board
& steel.
57 lbs



KIA-EV-layout-guide-2.1.24.ai Feb. 1, 2024



KIA EV Showroom Fixture Layout Guide

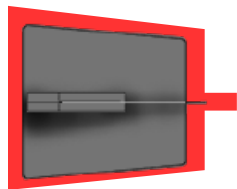
GUIDANCE

1) **Primary:** Locate at solo focal display vehicle (with suspended light)

NOTE: Verify clearance for vehicle movement in/out of showroom

NOTE: Do not block display vehicle doors from fully opening

(fixture icons not to scale, for reference only)

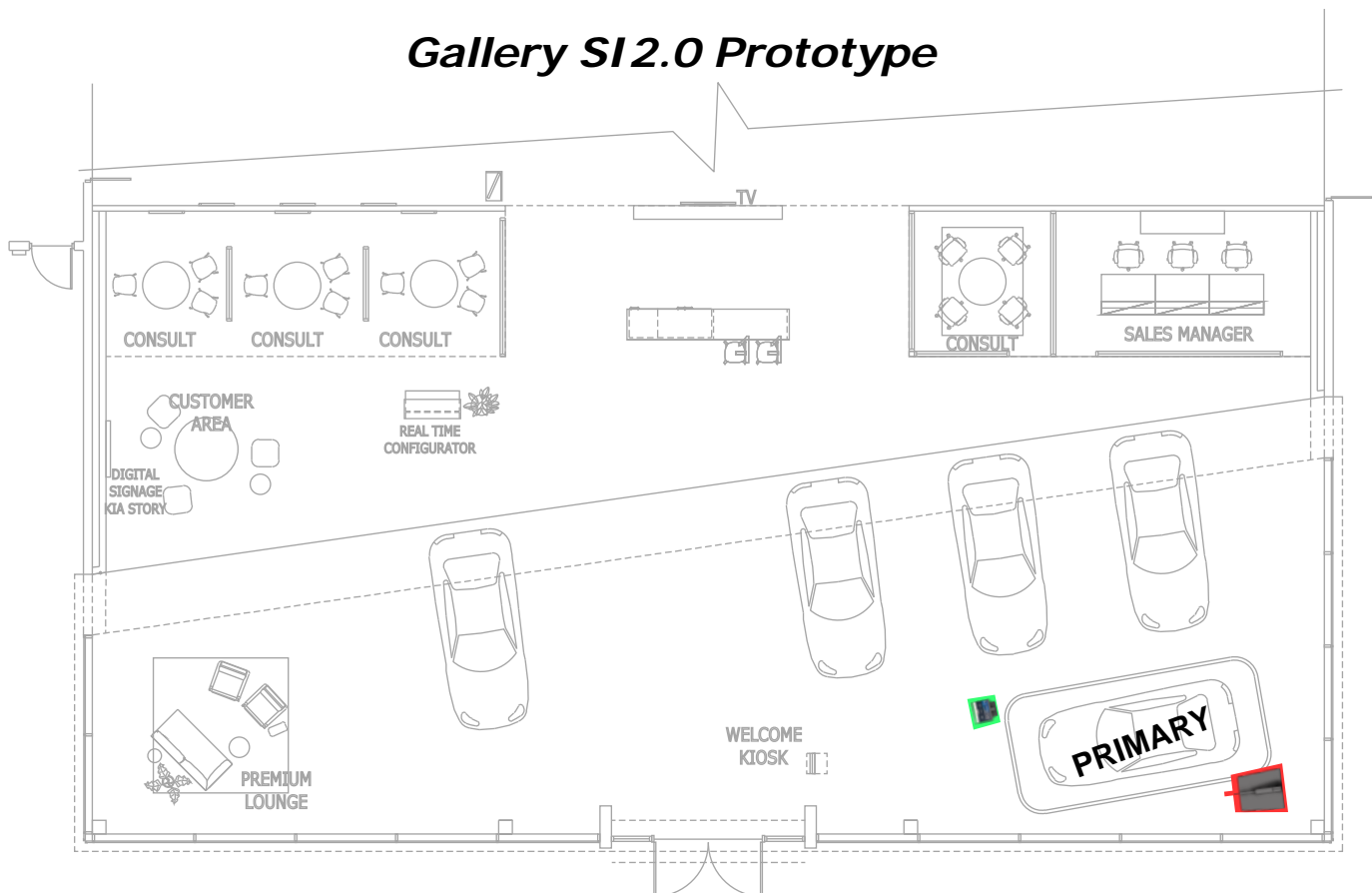


FX-18 EV Pylon



FX-19 EV Wheel Stand

Gallery SI 2.0 Prototype



KIA-EV-layout-guide-2.1.24.ai Feb. 1, 2024



KIA EV Showroom Fixture Layout Guide

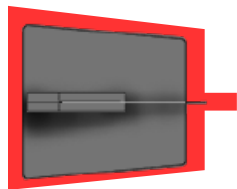
GUIDANCE

- 1) **Primary:** Locate at feature display vehicle (with suspended light)
- 2) **Secondary:** Locate at display vehicle near entry (if no suspended light)

NOTE: Verify clearance for vehicle movement in/out of showroom

NOTE: Do not block display vehicle doors from fully opening

(fixture icons not to scale, for reference only)

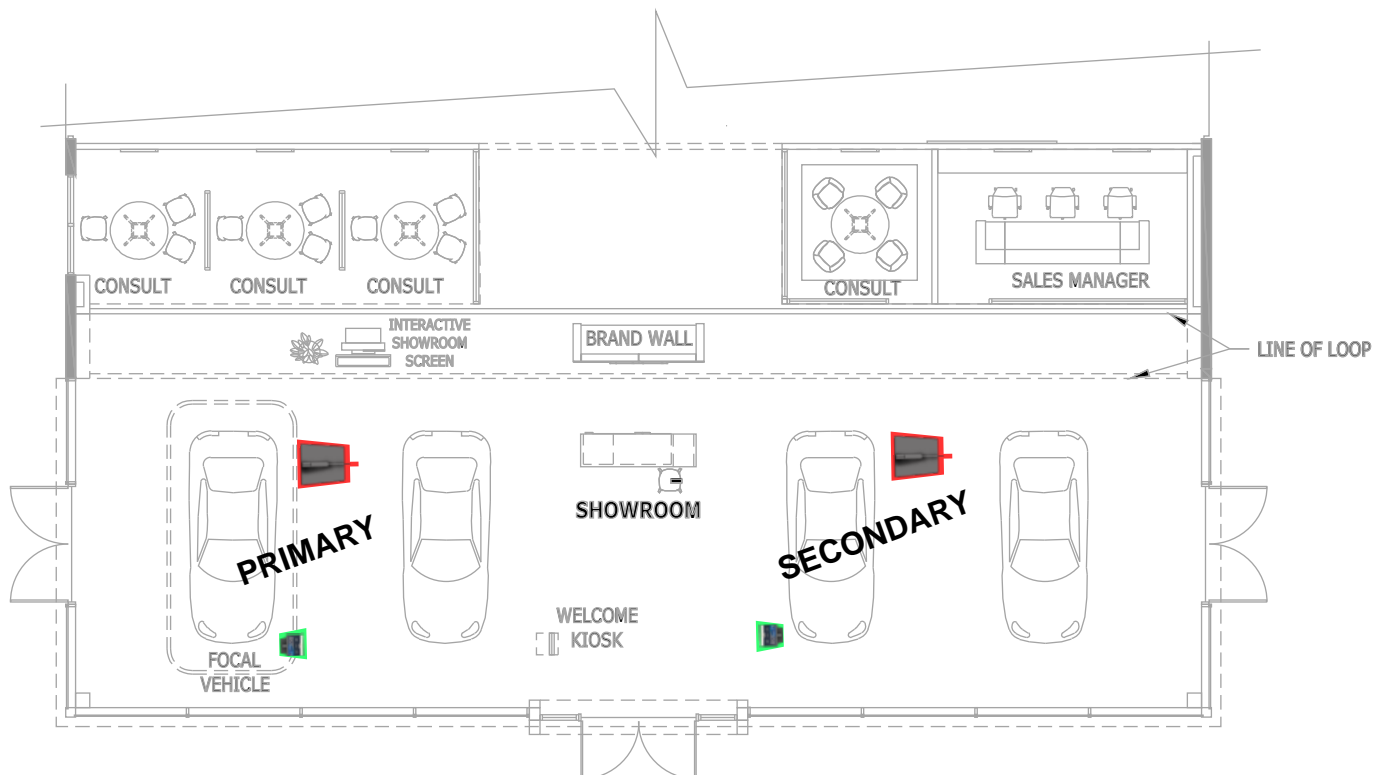


FX-18 EV Pylon



FX-19 EV Wheel Stand

CBS SI 2.0 Prototype



KIA-EV-layout-guide-2.1.24.ai Feb. 1, 2024

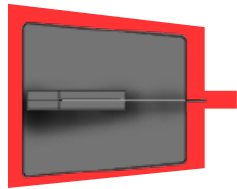


KIA EV Showroom Fixture Layout Guide

GUIDANCE

1) **Primary:** Locate at focal display vehicle (with chandelier element)

(fixture icons not to scale, for reference only)

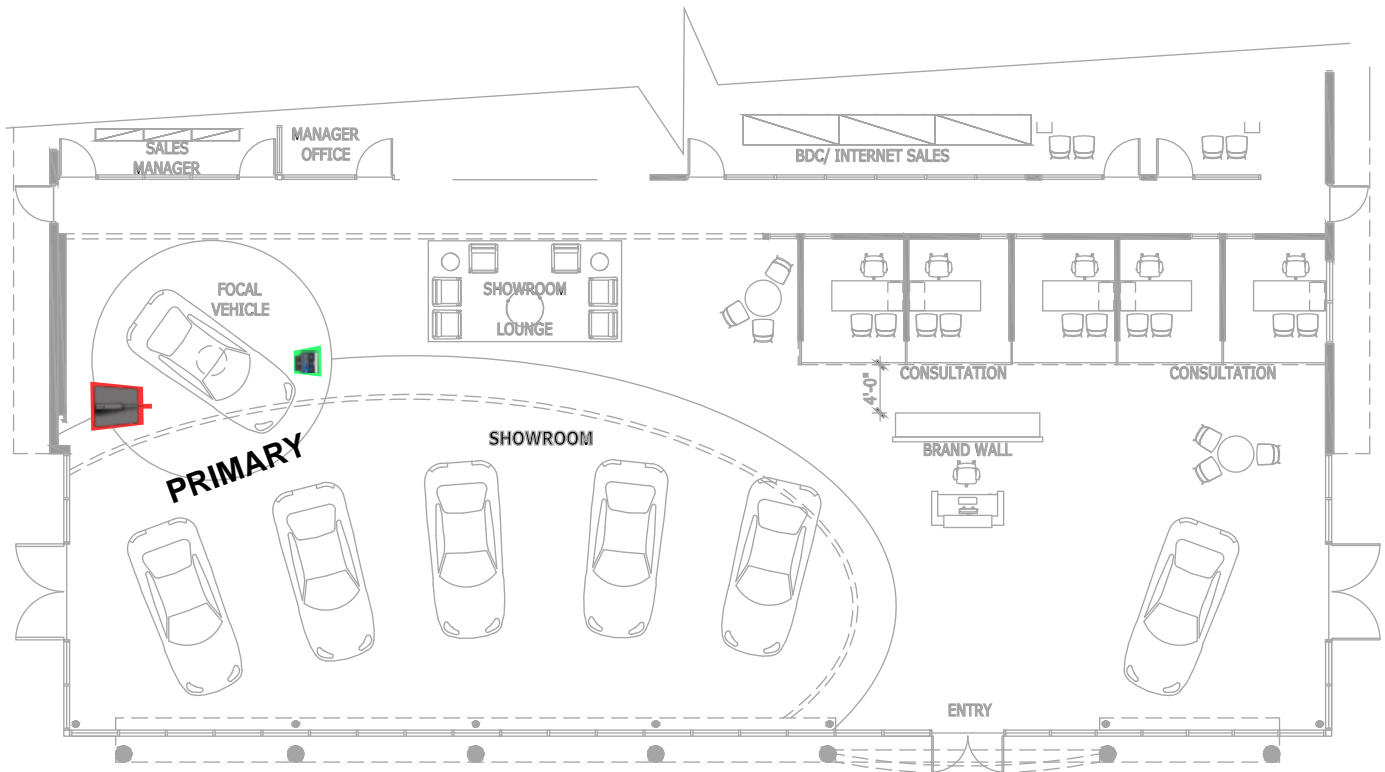


FX-18 EV Pylon



FX-19 EV Wheel Stand

Gallery SI 1.0 Prototype



KIA-EV-layout-guide-2.1.24.ai Feb. 1, 2024



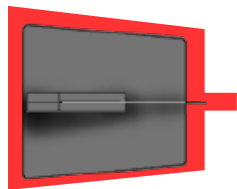
KIA EV Showroom Fixture Layout Guide

GUIDANCE


- 1) **Primary:** Locate at solo focal display vehicle near entry
- 2) **Secondary:** Locate at display vehicle nearest entry
- 3) **Other Best Judgment:** display vehicle end cap (or as desired by Dealer)

NOTE: Verify clearance for vehicle movement in/out of showroom

NOTE: Do not block display vehicle doors from fully opening
(fixture icons not to scale, for reference only)

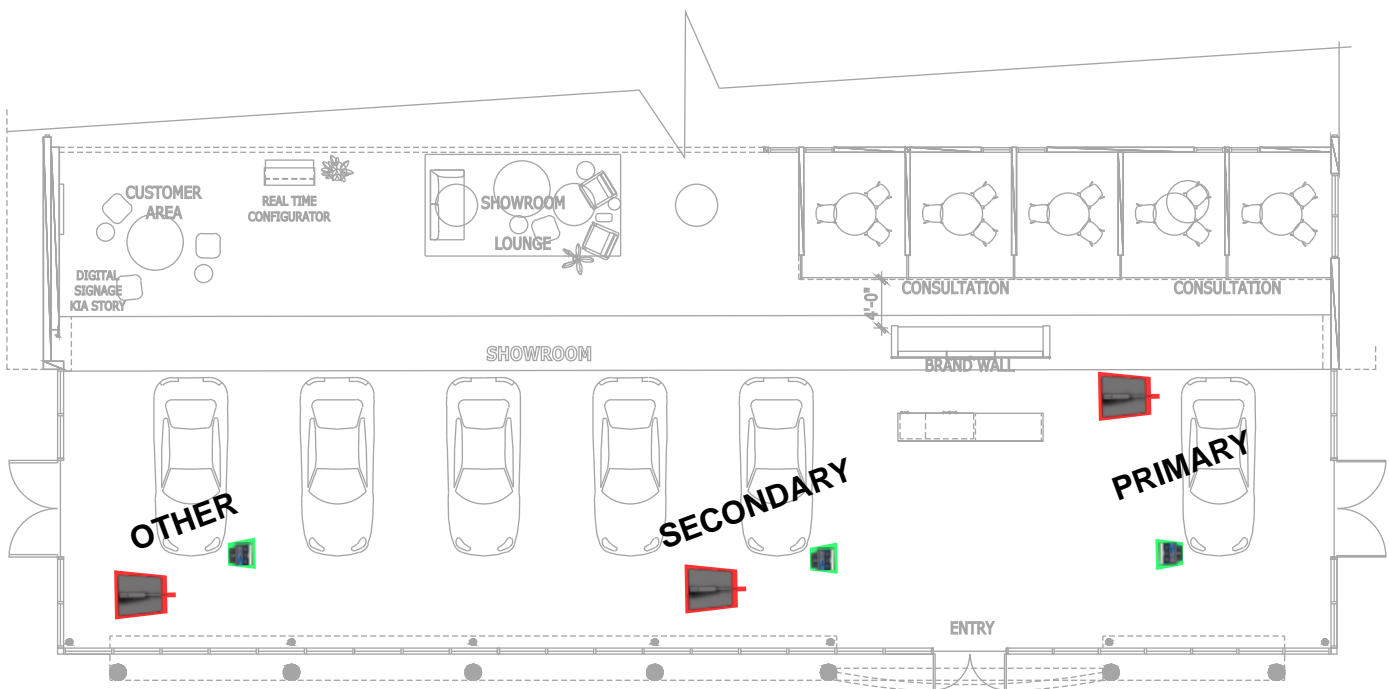


FX-18 EV Pylon



FX-19 EV Wheel Stand

Gallery SI 1.0 Retrofit



KIA-EV-layout-guide-2.1.24.ai Feb. 1, 2024



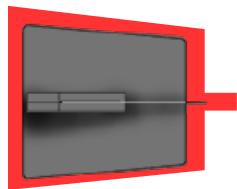
KIA EV Showroom Fixture Layout Guide

GUIDANCE


- 1) **Primary:** Locate at feature display vehicle (with suspended light)
- 2) **Secondary:** Locate at display vehicle near entry (if no suspended light)
- 3) **Other Best Judgment:** Display vehicle near entry, or as desired by Dealer

NOTE: Verify clearance for vehicle movement in/out of showroom

NOTE: Do not block display vehicle doors from fully opening
(fixture icons not to scale, for reference only)

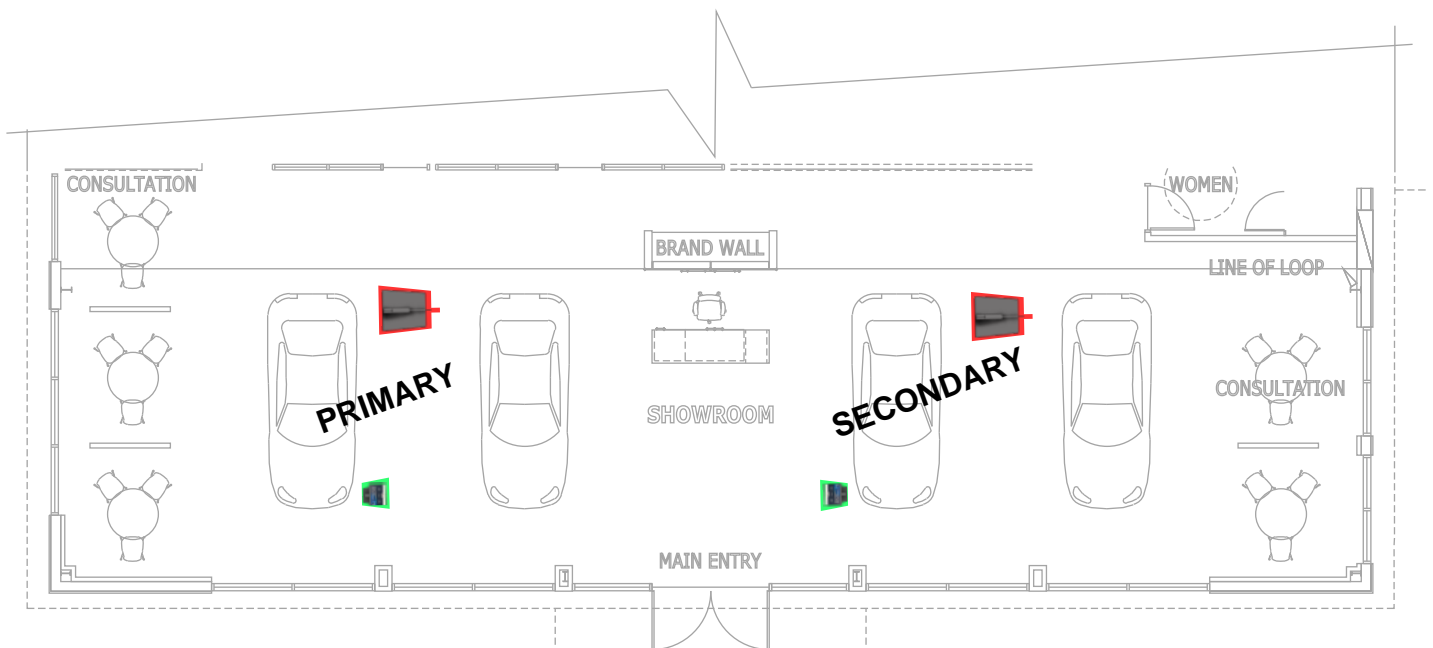


FX-18 EV Pylon



FX-19 EV Wheel Stand

CBS SI 1.0 Retrofit



KIA-EV-layout-guide-2.1.24.ai Feb. 1, 2024

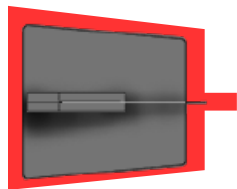


KIA EV Showroom Fixture Layout Guide


GUIDANCE

1) **Primary:** Locate at feature display vehicle (with suspended light)

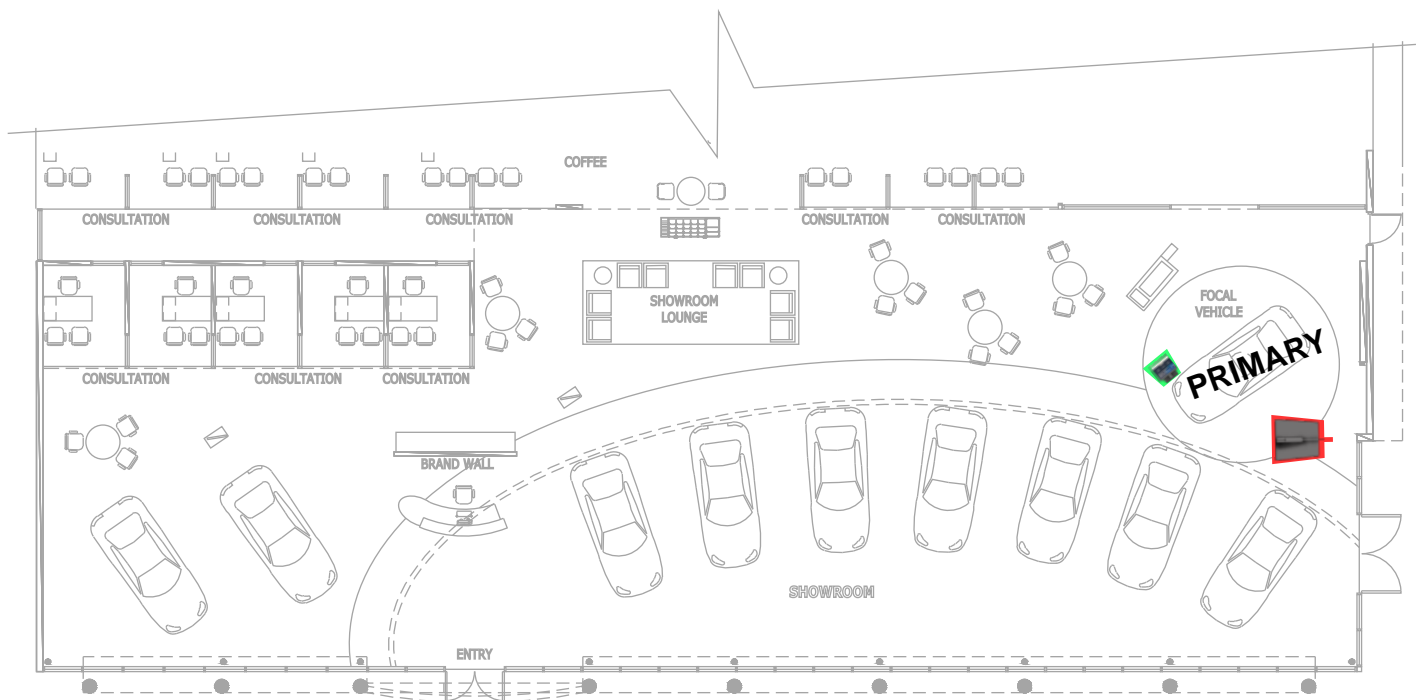
(fixture icons not to scale, for reference only)



FX-18 EV Pylon



FX-19 EV Wheel Stand



KIA-EV-layout-guide-2.1.24.ai Feb. 1, 2024



KIA EV Showroom Fixture Layout Guide

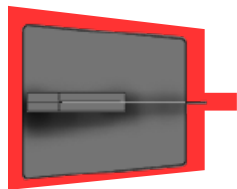
GUIDANCE

- 1) **Primary:** Locate at feature display vehicle (with suspended light)
- 2) **Secondary:** Locate at display vehicle near entry (if no suspended light)
- 3) **Judgment:** As desired by Dealer


NOTE: Verify clearance for vehicle movement in/out of showroom

NOTE: Do not block display vehicle doors from fully opening

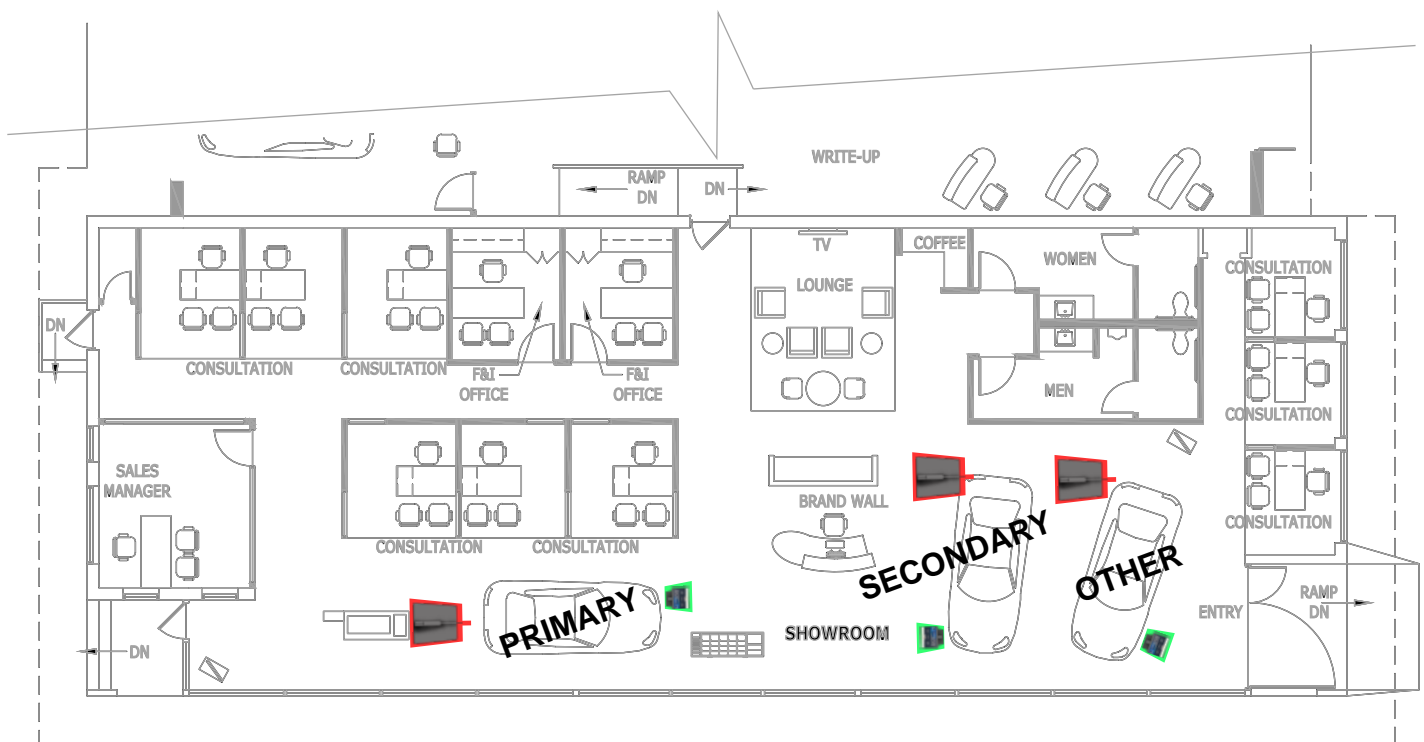
(fixture icons not to scale, for reference only)



FX-18 EV Pylon



FX-19 EV Wheel Stand



KIA-EV-layout-guide-2.1.24.ai Feb. 1, 2024



KIA EV Showroom Fixture Layout Guide

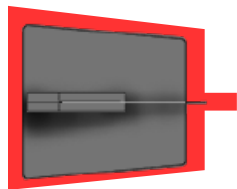
GUIDANCE

- 1) **Primary:** Locate at feature display vehicle (with suspended light)
- 2) **Secondary:** Locate at display vehicle near entry (if no suspended light)
- 3) **Other Best Judgment:** Solo display vehicle (if available), or as directed by Dealer

NOTE: Verify clearance for vehicle movement in/out of showroom

NOTE: Do not block display vehicle doors from fully opening

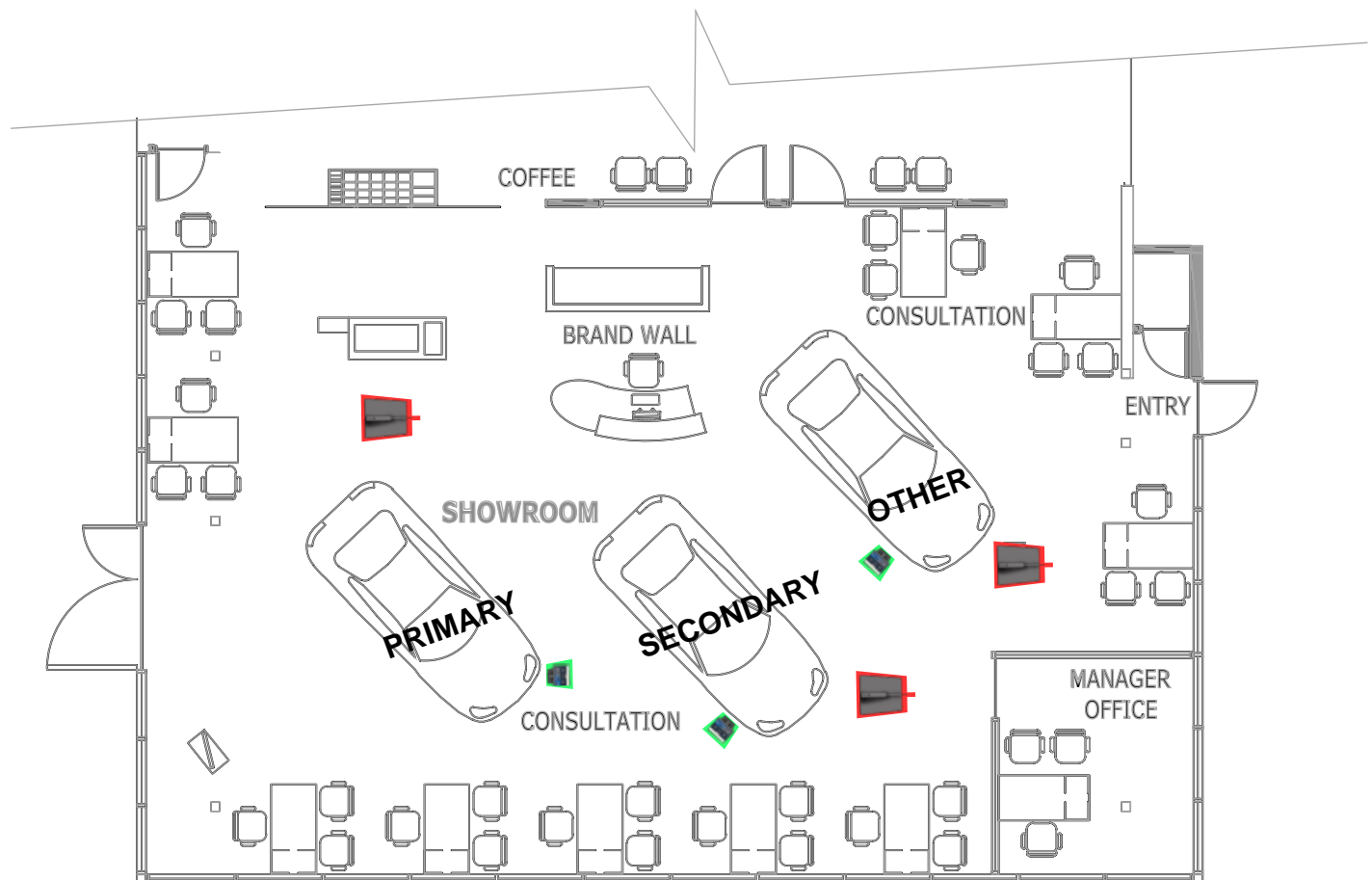
(fixture icons not to scale, for reference only)



FX-18 EV Pylon



FX-19 EV Wheel Stand



KIA-EV-layout-guide-2.1.24.ai Feb. 1, 2024



KIA EV Showroom Fixture Layout Guide

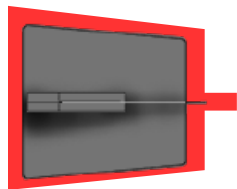
GUIDANCE

- 1) **Primary:** Locate at feature display vehicle (with suspended light)
- 2) **Secondary:** Locate at display vehicle near entry (if no suspended light)
- 3) **Other Best Judgment:** Solo display vehicle (if available), or as directed by Dealer


NOTE: Verify clearance for vehicle movement in/out of showroom

NOTE: Do not block display vehicle doors from fully opening

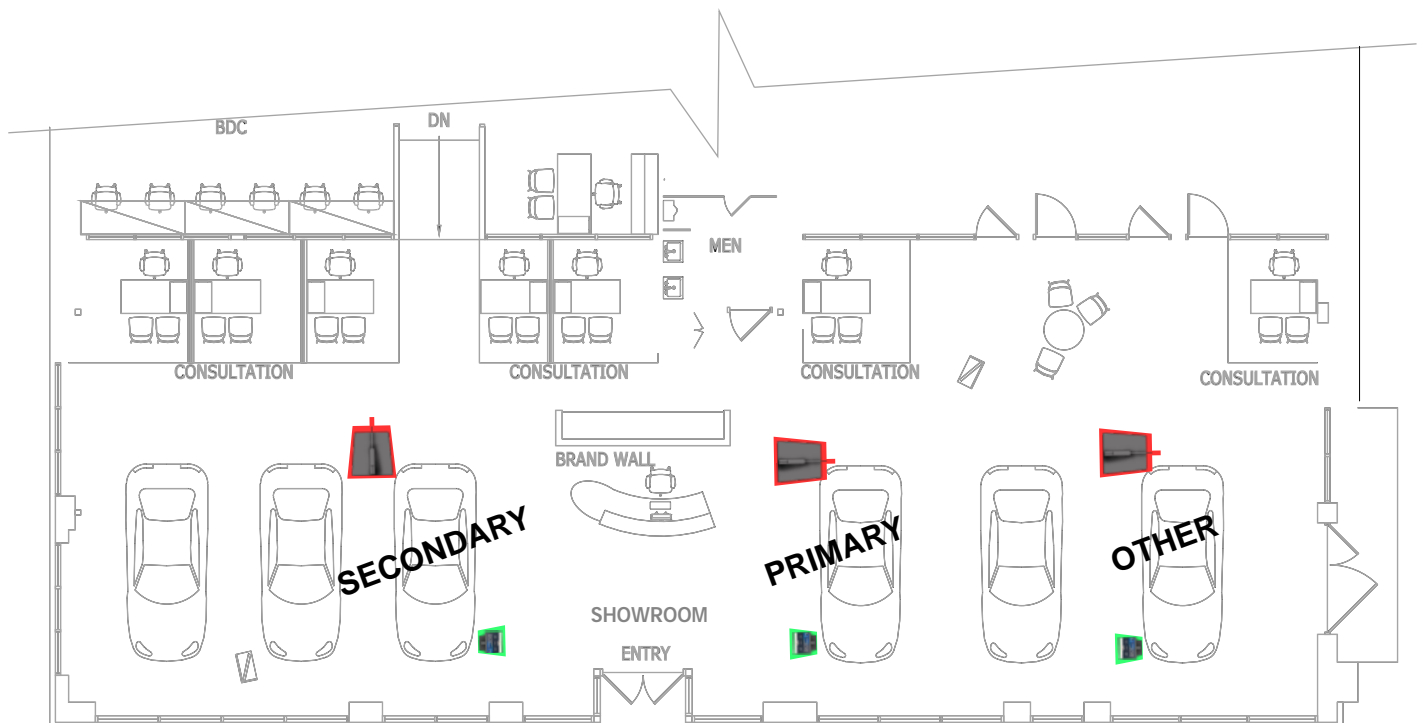
(fixture icons not to scale, for reference only)



FX-18 EV Pylon



FX-19 EV Wheel Stand



KIA-EV-layout-guide-2.1.24.ai Feb. 1, 2024